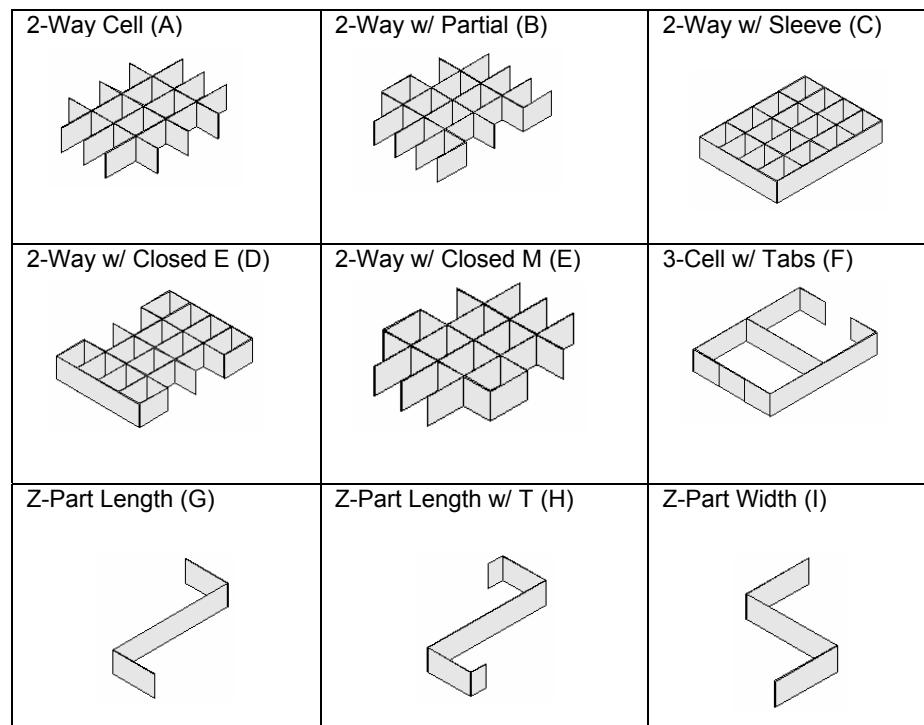
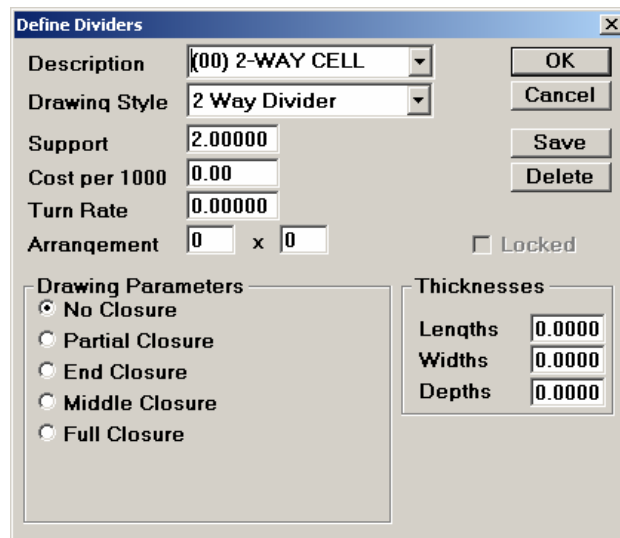
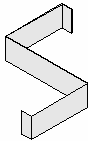
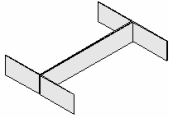
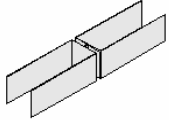
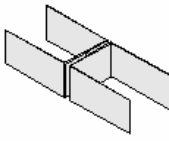
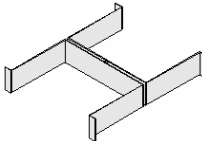
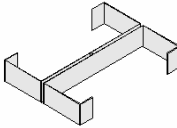
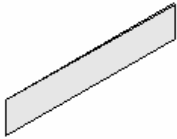

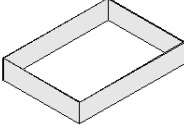
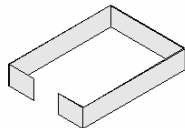
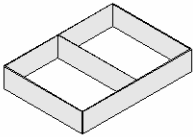
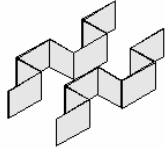
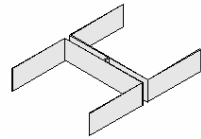
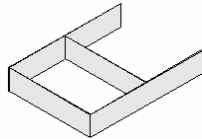
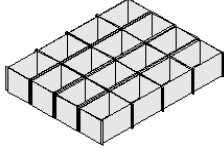
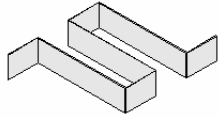
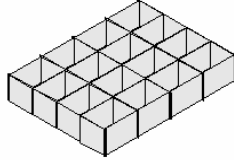


# Appendix F: Divider Styles

This appendix outlines the divider styles defined in TOPS Pro's database:

To see the parameters for each divider style shown in the appendix, select Dividers under the Define Menu. Click on the drop down list in the Description field to select the style. The Define Dividers dialog box, as shown below, displays the parameters for the selected divider.



Z-Part Width w/ T (J) 	H-Part (Inside) (K) 	H-Part (Outside) (L) 
H-Part (Outside) (M) 	H-Part w/ tabs (Outside) (N) 	H-Part w/ Tabs IN (O) 
Split Width (P) 	Split Length (Q) 	Perimeter (R) 
Perimeter w/ Gap (S) 	Perimeter w/ Center T (T) 	U-Part w/ Tabs (U) 
Dual U w/ Box IN (V) 	Cradle (W) 	Complete Aircell 
Len U Simple 	Perimeter Aircell 	Wid U Simple 