

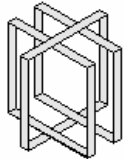
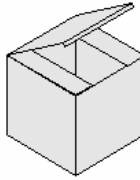
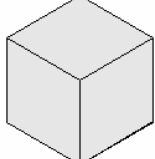
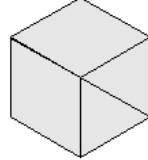
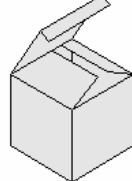
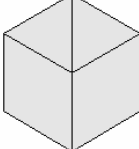
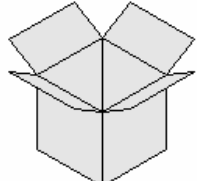
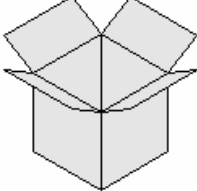
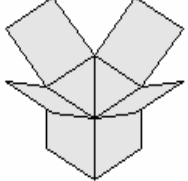
Appendix E: Box Styles

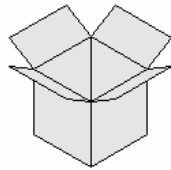
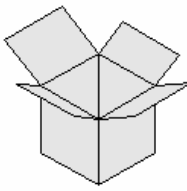
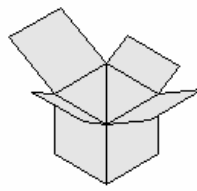
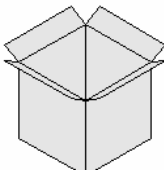
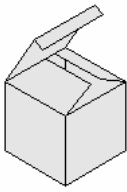
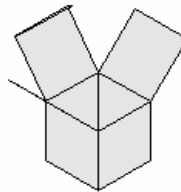
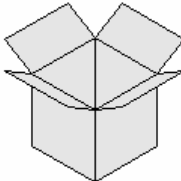
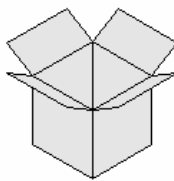
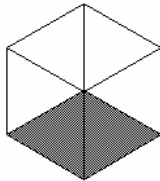
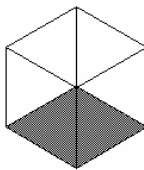
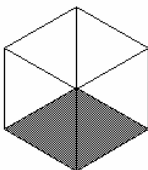
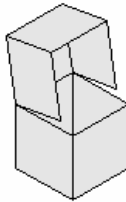
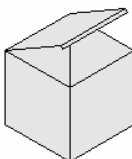
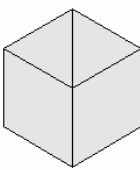
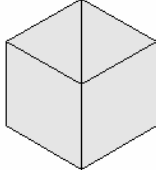
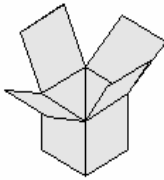
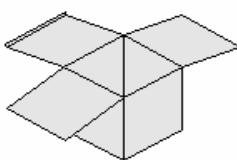
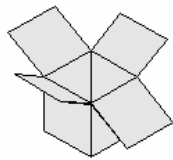
This appendix outlines the box styles defined in the TOPS Pro database.

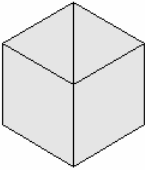
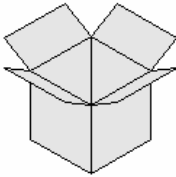
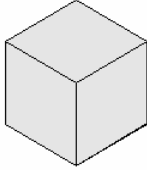
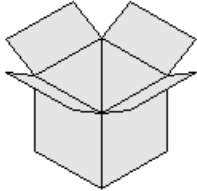
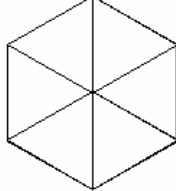
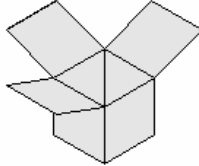
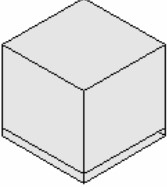
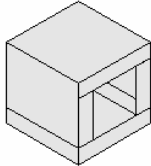
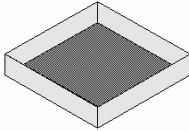
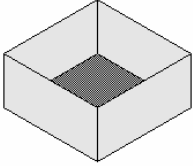
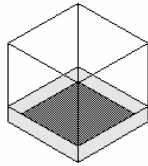
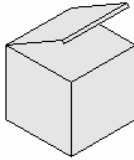
To see the parameters for each box style as shown in this chapter, select Box Styles under the Define Menu. Click on the drop down list in the Description field to select the style. The Case Styles dialog box will appear to provide detail parameters for the selected style.

The screenshot shows the 'Case Styles' dialog box with the following settings:

- Description:** FEFCO 201 (RSC)
- Drawing Style:** RSC
- Units:** English (selected), Metric
- Thicknesses:** Length: 2.00000, Width: 2.00000, Height: 4.00000
- Export Name:** FEFCO 201
- Strength Factor (as % of RSC):** 100.0
- Locked:**
- Drawing Parameters:**
 - Major Flap: 0.0000
 - Minor Flap: 50.0
 - Back Flap Angle: 30.5
 - Front Flap Angle: 30.5
 - Minor Flap Angle: 53.3
 - Flap Gap: (selected)
 - % of Box Width:
 - % of Box Length:
 - Degrees: (selected)
 - Radians:

Bundle Strapped 	Carton 	Cube 
Cube (No Thicknesses) 	Die Cut 	FEFCO 200 
FEFCO 201 (RSC) 	FEFCO 202 	FEFCO 203 (FOL) 

FEFCO 204 	FEFCO 205 	FEFCO 206 
FEFCO 209 	FEFCO 210-15 (Die Cut) 	FEFCO 215 
FEFCO 216 	FEFCO 230 	FEFCO 300 
FEFCO 304 	FEFCO 308 	FEFCO 406 
FEFCO 421 	FEFCO 422 	FEFCO 453 
FOL 	Friction Lock Tuck Top 	Full Overlap Seal End Carton 

HSC 	RSC 	RSC (Closed) 
RSC (FEFCO 0201) 	Shrink Wrap 	Standard Reverse Tuck Carton 
Telescoping 	Tray and Shroud 	Tray (2-inch) 
Tray (Half Height) 	Tray (Shrink Wrap) 	Tuck 
Wrap Around Economy 